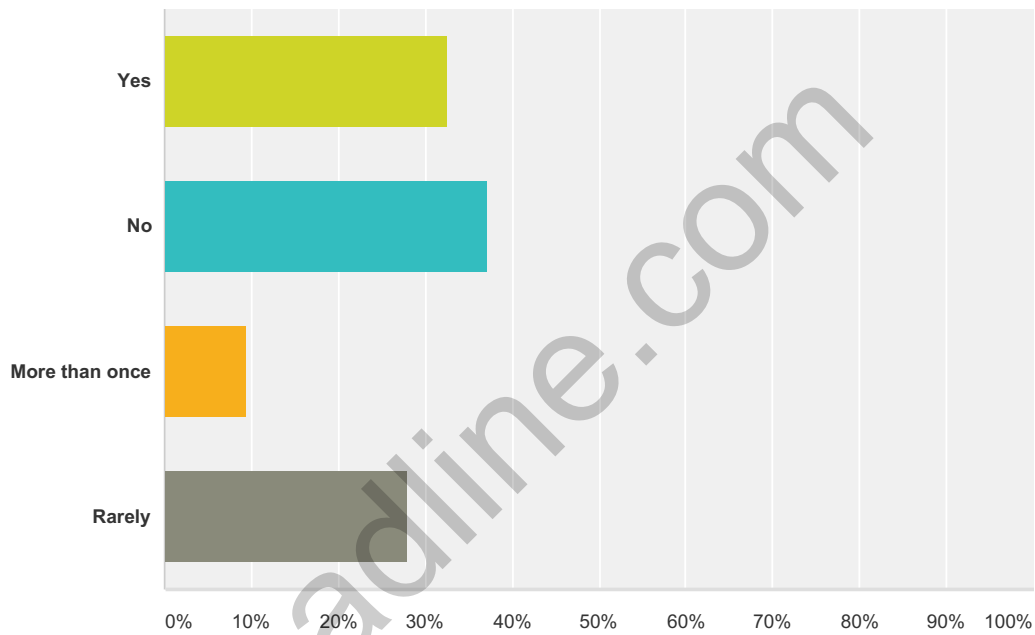


Q1 According to law, bullying and sexual harassment may be characterized as: offensive, intimidating, malicious or insulting behavior, an abuse or misuse of power through means to undermine, denigrate, humiliate or injure the recipient emotionally or physically. Do you feel you have experience any of the aforementioned situations in the workplace?

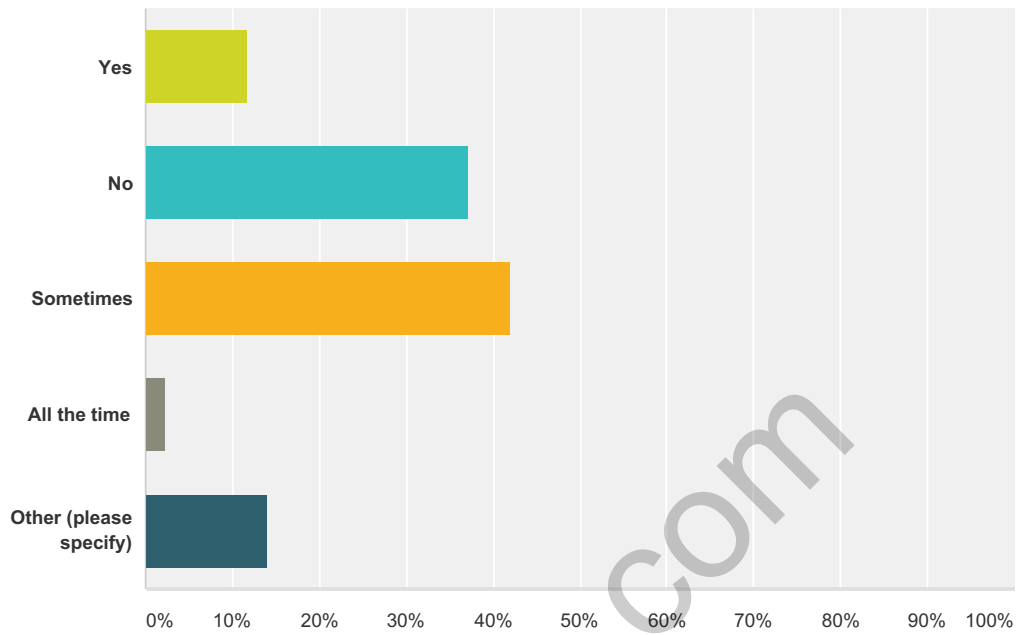
Answered: 43 Skipped: 0



| Answer Choices | Responses |
|------------------------------|-----------|
| Yes | 32.56% 14 |
| No | 37.21% 16 |
| More than once | 9.30% 4 |
| Rarely | 27.91% 12 |
| Total Respondents: 43 | |

Q2 Do you feel sexual harassment is an issue in your workplace?

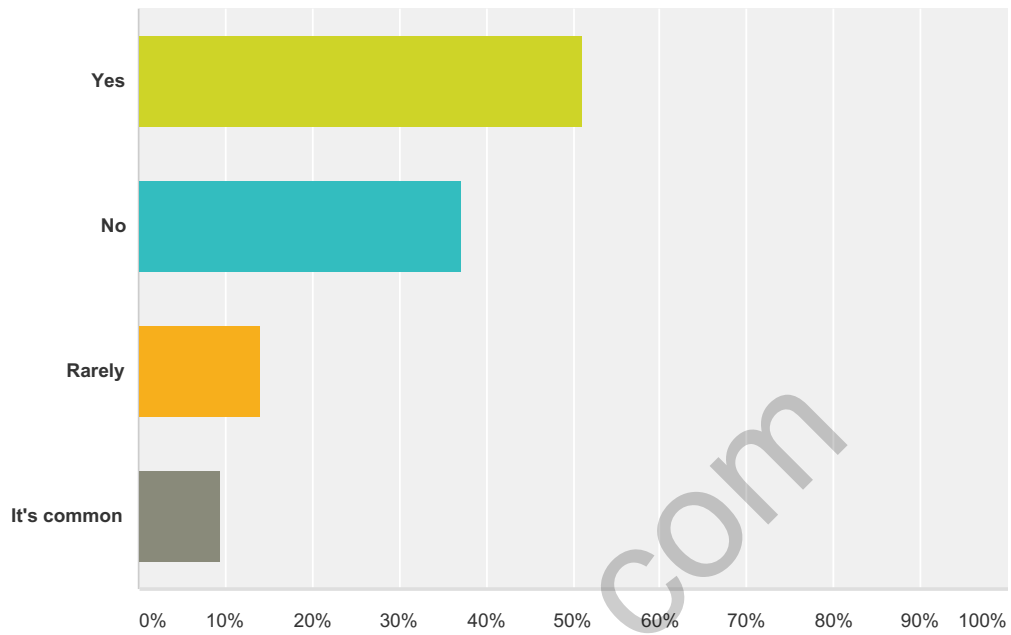
Answered: 43 Skipped: 0



| Answer Choices | Responses |
|------------------------------|-----------|
| Yes | 11.63% 5 |
| No | 37.21% 16 |
| Sometimes | 41.86% 18 |
| All the time | 2.33% 1 |
| Other (please specify) | 13.95% 6 |
| Total Respondents: 43 | |

Q3 Do you know of others who experienced sexual harassment or bullying?

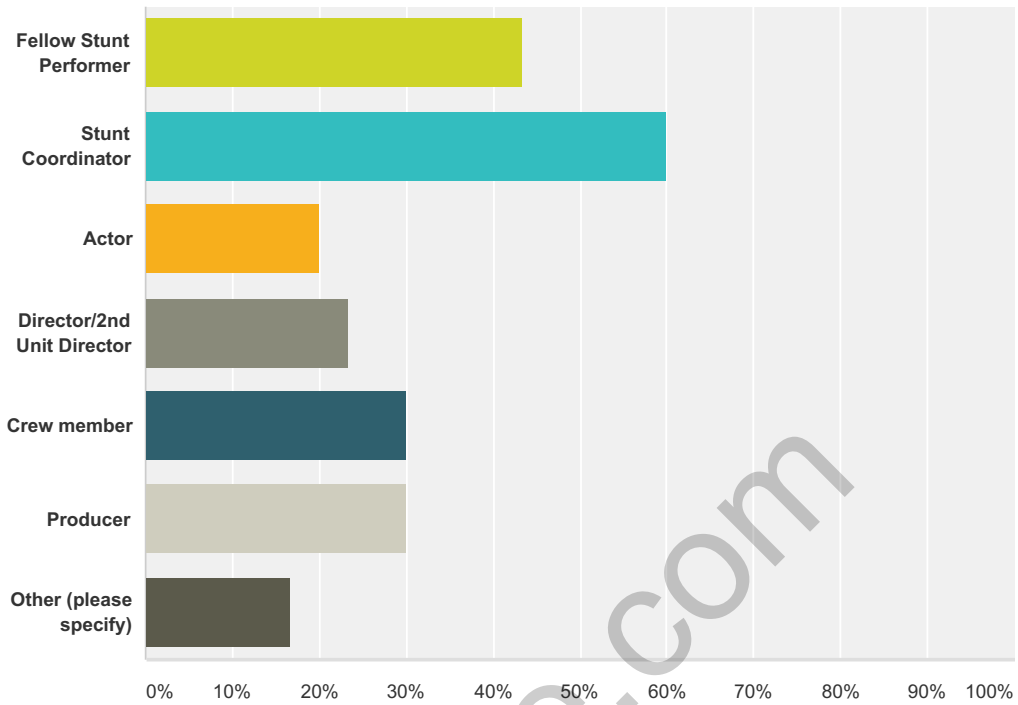
Answered: 43 Skipped: 0



| Answer Choices | Responses |
|------------------------------|-----------|
| Yes | 51.16% 22 |
| No | 37.21% 16 |
| Rarely | 13.95% 6 |
| It's common | 9.30% 4 |
| Total Respondents: 43 | |

Q4 Who were the perpetrators?

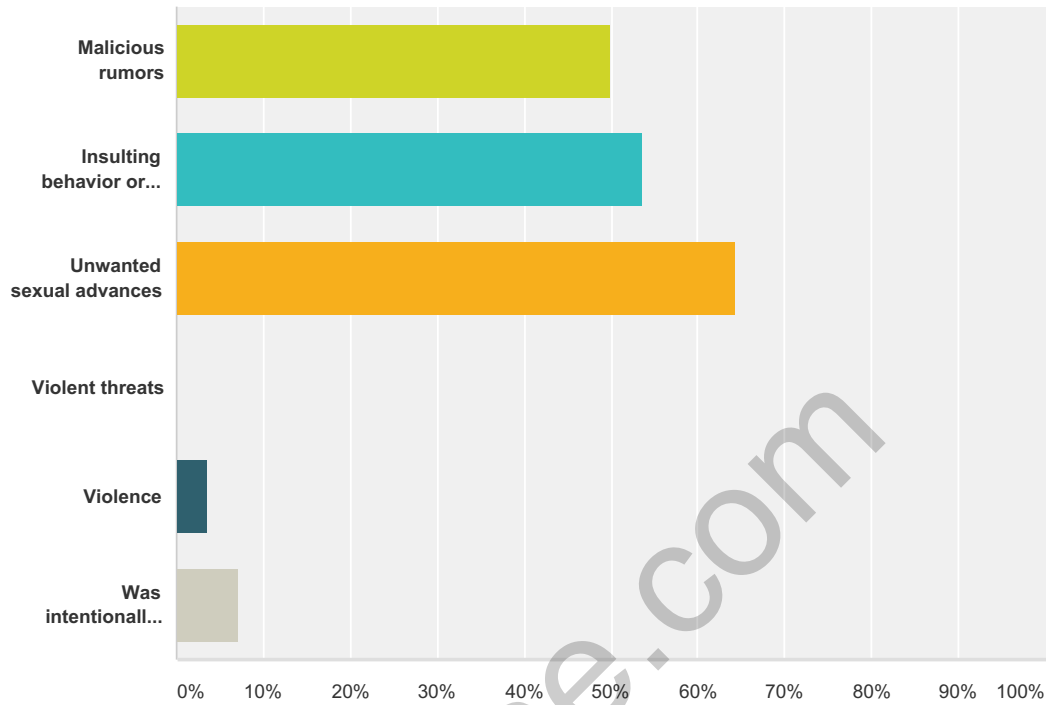
Answered: 30 Skipped: 13



| Answer Choices | Responses |
|------------------------------|-----------|
| Fellow Stunt Performer | 43.33% 13 |
| Stunt Coordinator | 60.00% 18 |
| Actor | 20.00% 6 |
| Director/2nd Unit Director | 23.33% 7 |
| Crew member | 30.00% 9 |
| Producer | 30.00% 9 |
| Other (please specify) | 16.67% 5 |
| Total Respondents: 30 | |

Q5 Have you been on the receiving end of any of the following behaviors?

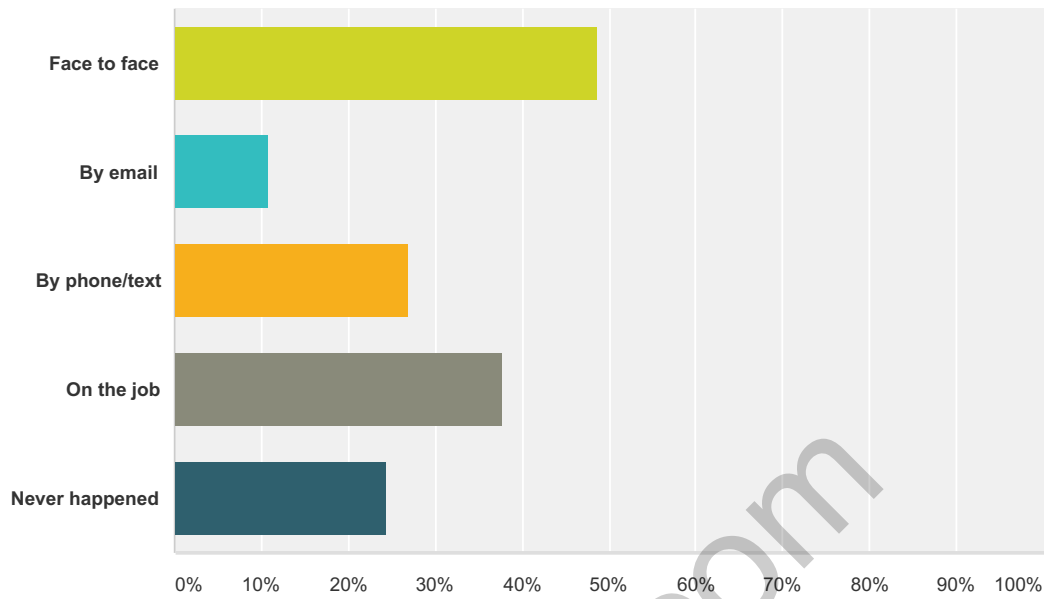
Answered: 28 Skipped: 15



| Answer Choices | Responses |
|------------------------------------|-----------|
| Malicious rumors | 50.00% 14 |
| Insulting behavior or words | 53.57% 15 |
| Unwanted sexual advances | 64.29% 18 |
| Violent threats | 0.00% 0 |
| Violence | 3.57% 1 |
| Was intentionally injured at work? | 7.14% 2 |
| Total Respondents: 28 | |

Q6 How did these behaviors happen?

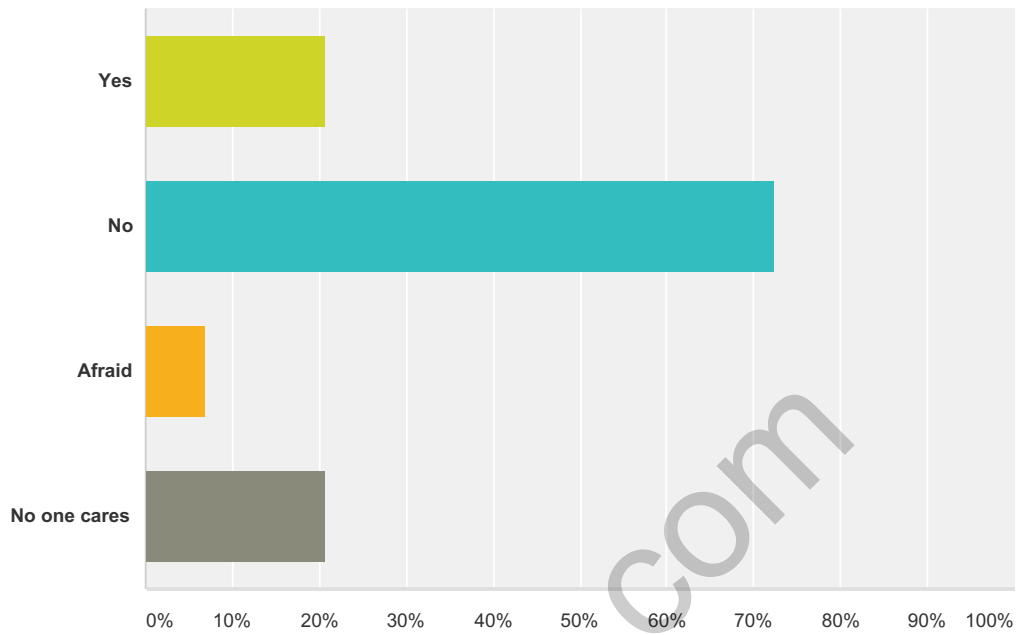
Answered: 37 Skipped: 6



| Answer Choices | Responses |
|------------------------------|-----------|
| Face to face | 48.65% 18 |
| By email | 10.81% 4 |
| By phone/text | 27.03% 10 |
| On the job | 37.84% 14 |
| Never happened | 24.32% 9 |
| Total Respondents: 37 | |

Q7 Did you ever report your experience to management?

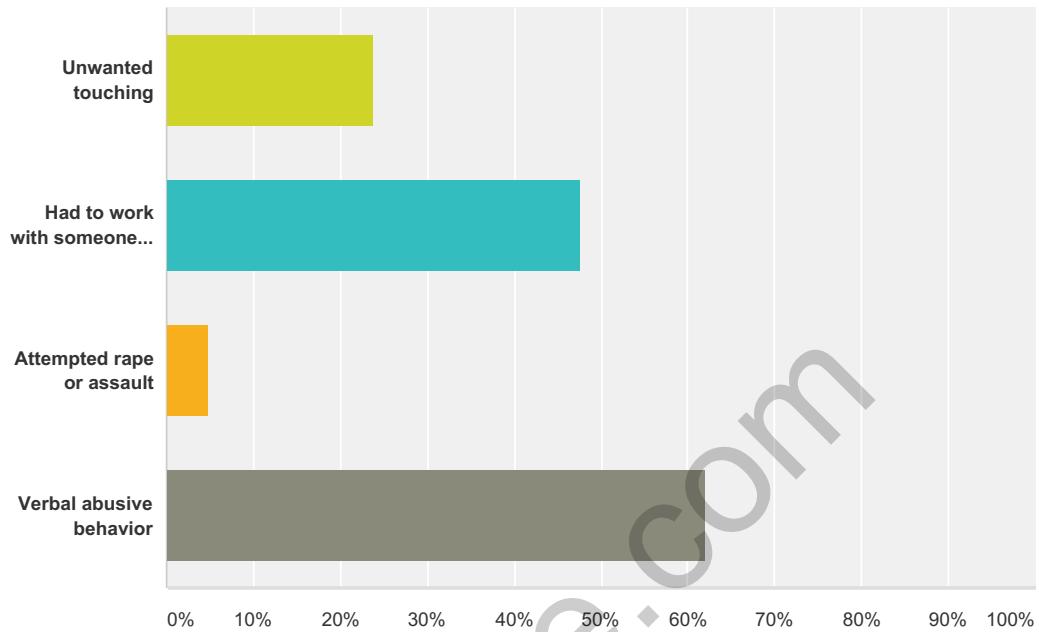
Answered: 29 Skipped: 14



| Answer Choices | Responses |
|------------------------------|-----------|
| Yes | 20.69% 6 |
| No | 72.41% 21 |
| Afraid | 6.90% 2 |
| No one cares | 20.69% 6 |
| Total Respondents: 29 | |

Q8 Have you or someone you know experienced any of the following in your workplace?

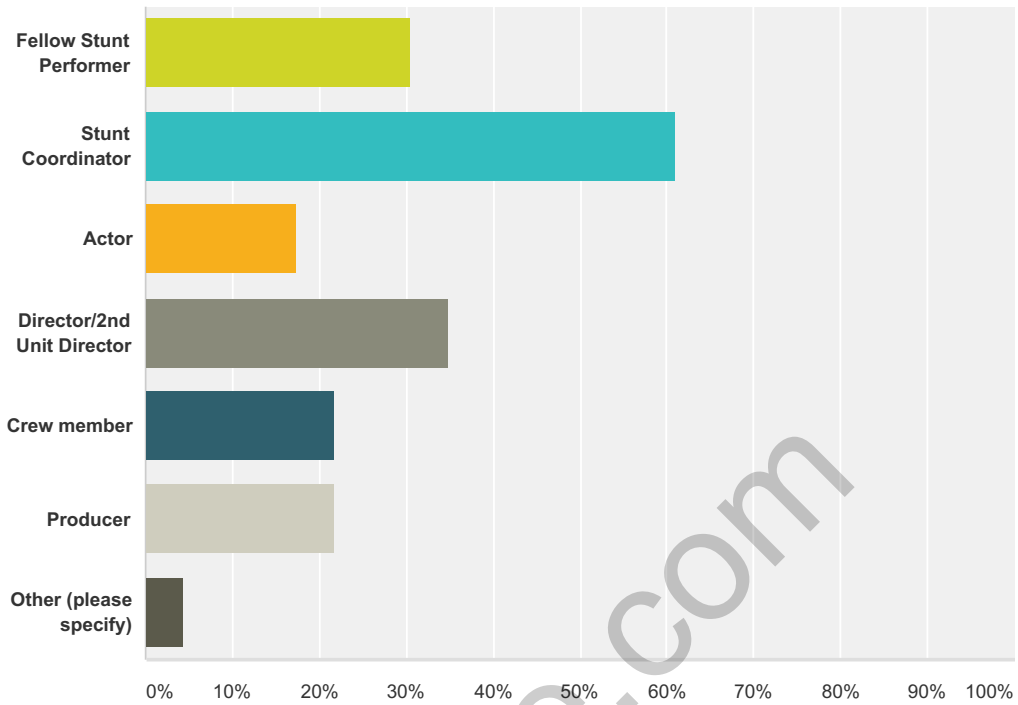
Answered: 21 Skipped: 22



| Answer Choices | Responses |
|--|-----------|
| Unwanted touching | 23.81% 5 |
| Had to work with someone who was under the influence of alcohol or drugs | 47.62% 10 |
| Attempted rape or assault | 4.76% 1 |
| Verbal abusive behavior | 61.90% 13 |
| Total Respondents: 21 | |

Q9 Who were the perpetrators?

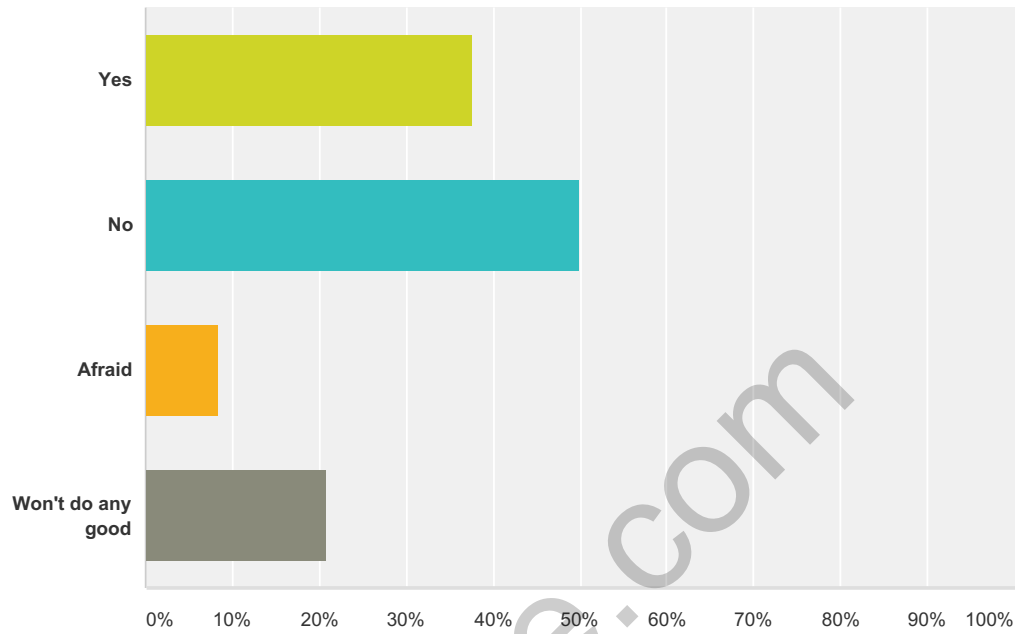
Answered: 23 Skipped: 20



| Answer Choices | Responses |
|------------------------------|-----------|
| Fellow Stunt Performer | 30.43% 7 |
| Stunt Coordinator | 60.87% 14 |
| Actor | 17.39% 4 |
| Director/2nd Unit Director | 34.78% 8 |
| Crew member | 21.74% 5 |
| Producer | 21.74% 5 |
| Other (please specify) | 4.35% 1 |
| Total Respondents: 23 | |

Q10 Were you able to confront the perpetrator and tell them to stop their behavior?

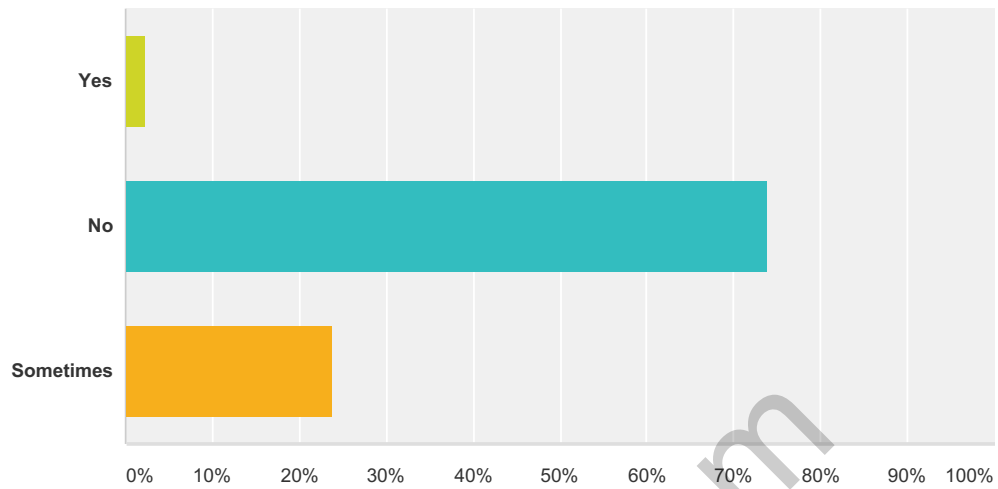
Answered: 24 Skipped: 19



| Answer Choices | Responses |
|------------------------------|-----------|
| Yes | 37.50% 9 |
| No | 50.00% 12 |
| Afraid | 8.33% 2 |
| Won't do any good | 20.83% 5 |
| Total Respondents: 24 | |

Q11 Do you often feel uncomfortable or unsafe in your workplace?

Answered: 42 Skipped: 1

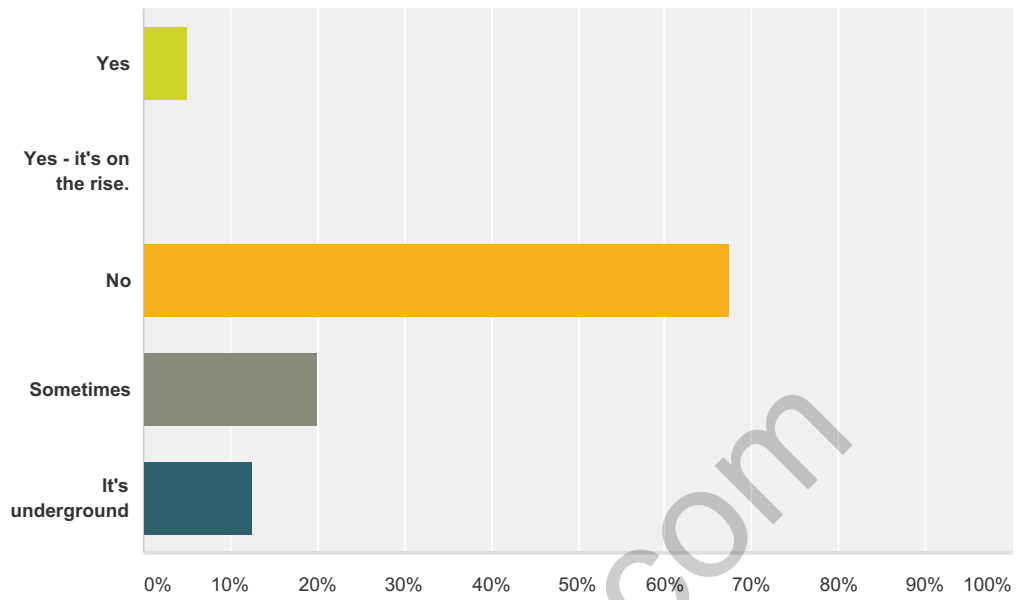


| Answer Choices | Responses |
|----------------|-----------|
| Yes | 2.38% 1 |
| No | 73.81% 31 |
| Sometimes | 23.81% 10 |
| Total | 42 |

Deadline.com

Q12 Do you think drug and alcohol abuse is an issue in the workplace?

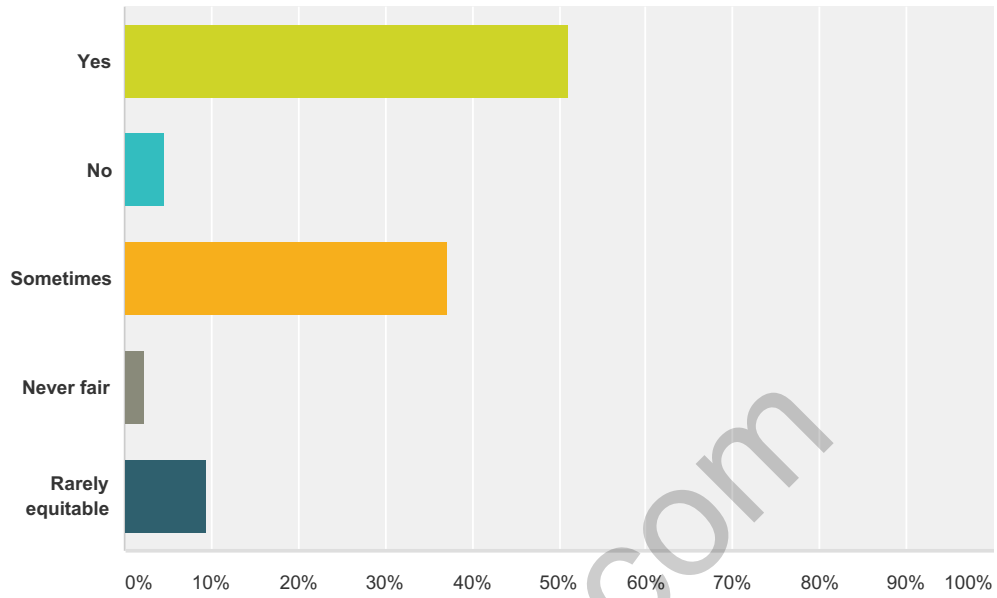
Answered: 40 Skipped: 3



| Answer Choices | Responses | |
|------------------------------|-----------|----|
| Yes | 5.00% | 2 |
| Yes - it's on the rise. | 0.00% | 0 |
| No | 67.50% | 27 |
| Sometimes | 20.00% | 8 |
| It's underground | 12.50% | 5 |
| Total Respondents: 40 | | |

Q13 Do you feel your stunt adjustments are fair and equitable?

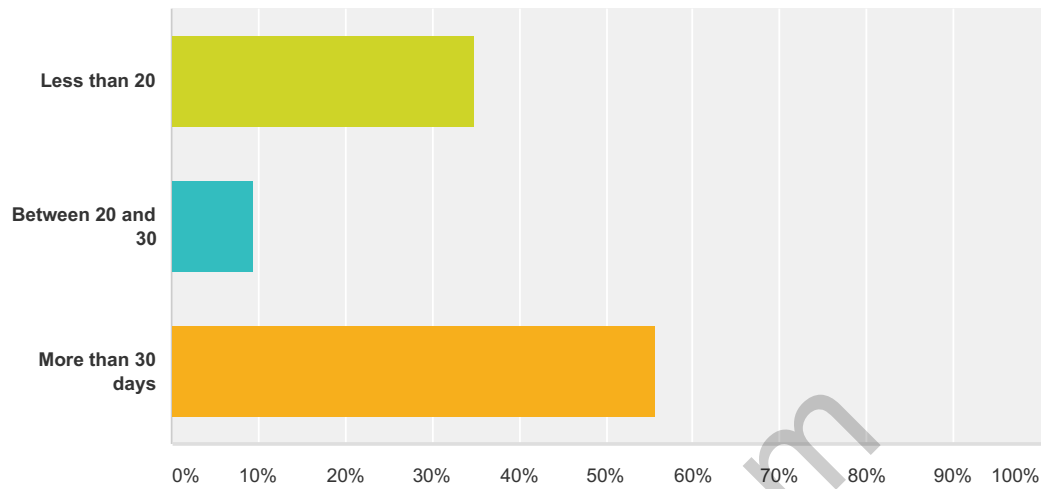
Answered: 43 Skipped: 0



| Answer Choices | Responses |
|------------------------------|-----------|
| Yes | 51.16% 22 |
| No | 4.65% 2 |
| Sometimes | 37.21% 16 |
| Never fair | 2.33% 1 |
| Rarely equitable | 9.30% 4 |
| Total Respondents: 43 | |

Q14 How many days a year do you average doing actual stunts?

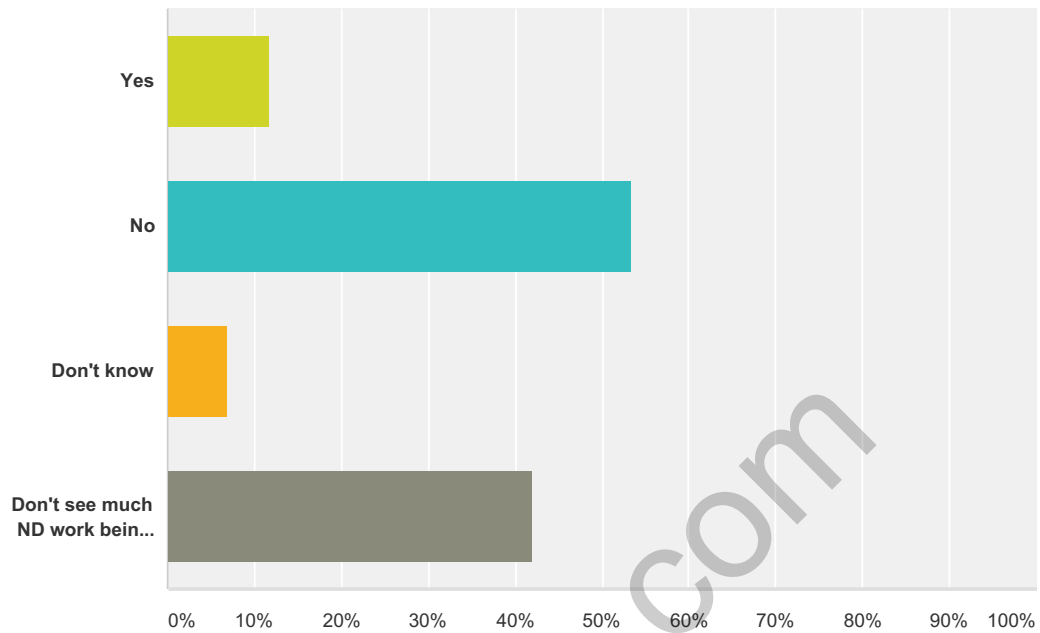
Answered: 43 Skipped: 0



| Answer Choices | Responses | |
|-------------------|-----------|-----------|
| Less than 20 | 34.88% | 15 |
| Between 20 and 30 | 9.30% | 4 |
| More than 30 days | 55.81% | 24 |
| Total | | 43 |

Q15 Do you feel you get an equal opportunity to non-descript work?

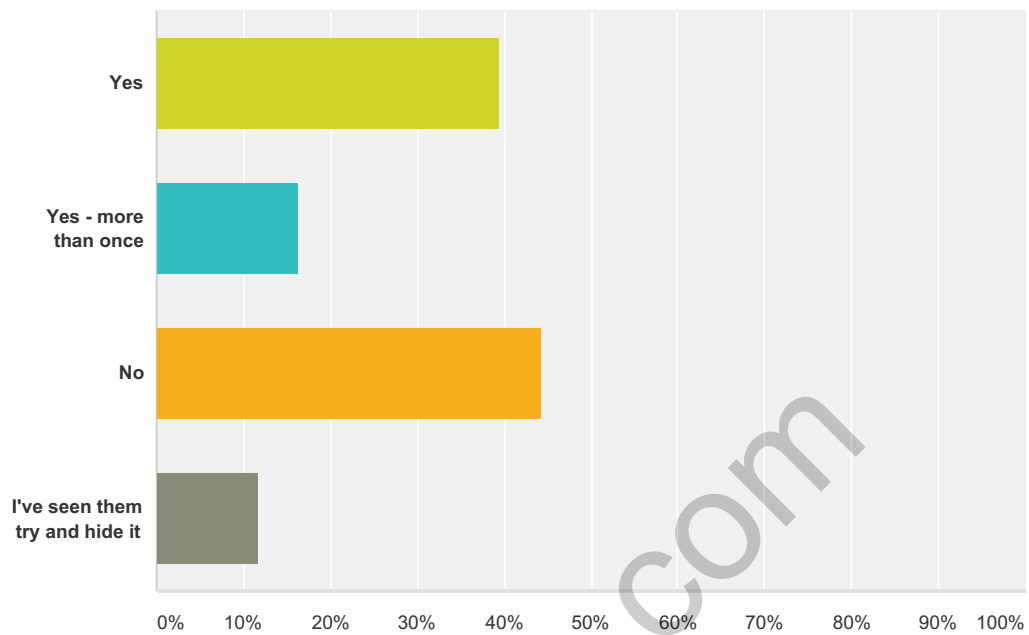
Answered: 43 Skipped: 0



| Answer Choices | Responses |
|---|-----------|
| Yes | 11.63% 5 |
| No | 53.49% 23 |
| Don't know | 6.98% 3 |
| Don't see much ND work being given to women | 41.86% 18 |
| Total Respondents: 43 | |

Q16 Have you witnessed men doubling for women in the workplace?

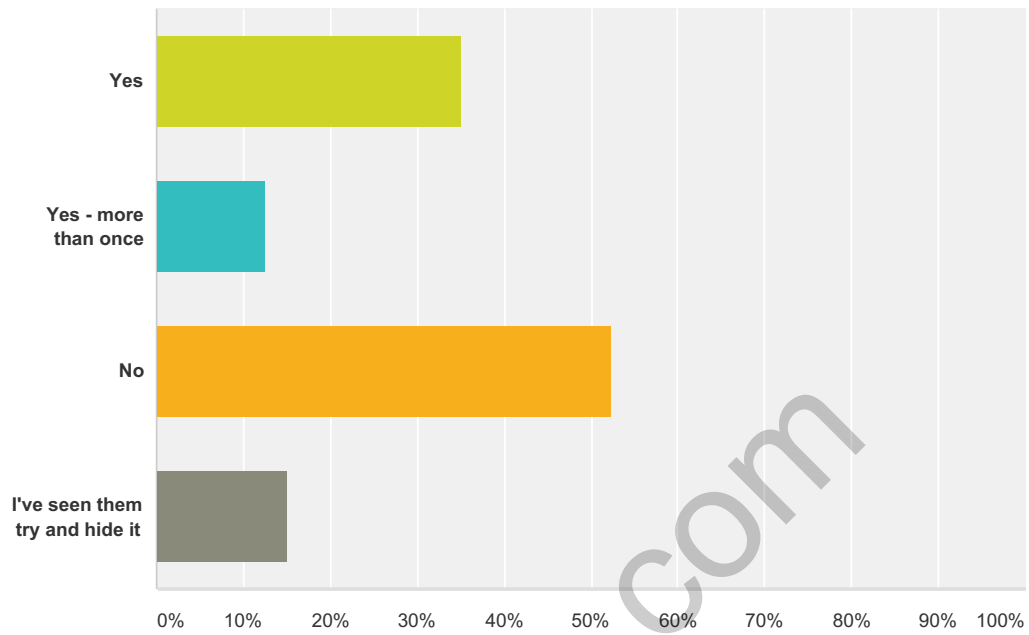
Answered: 43 Skipped: 0



| Answer Choices | Responses |
|--------------------------------|-----------|
| Yes | 39.53% 17 |
| Yes - more than once | 16.28% 7 |
| No | 44.19% 19 |
| I've seen them try and hide it | 11.63% 5 |
| Total Respondents: 43 | |

Q17 Have you witnessed "Paint Downs" in your workplace?

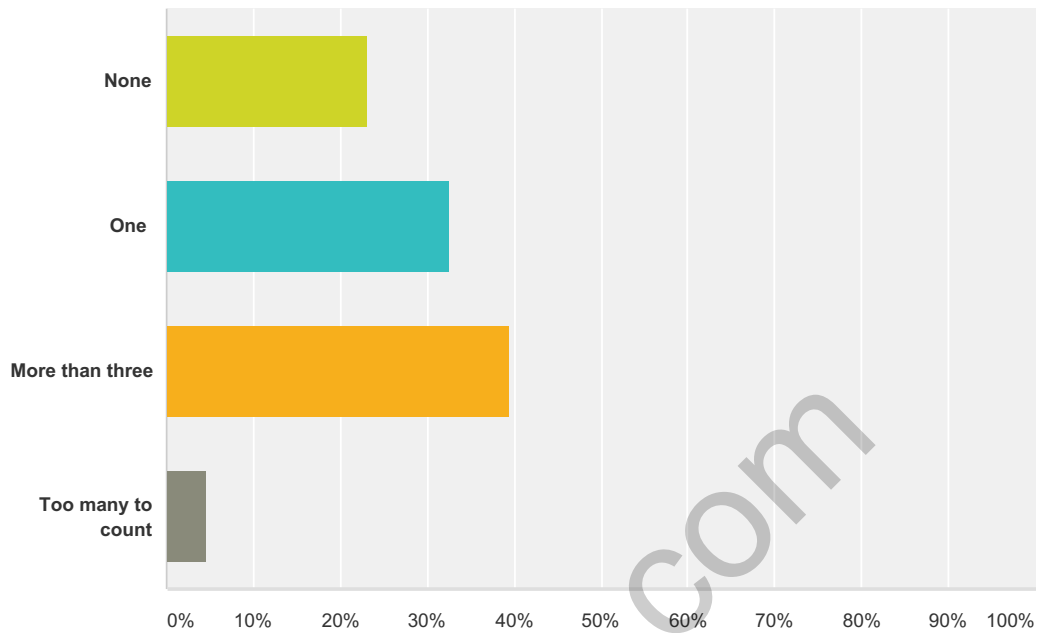
Answered: 40 Skipped: 3



| Answer Choices | Responses |
|--------------------------------|-----------|
| Yes | 35.00% 14 |
| Yes - more than once | 12.50% 5 |
| No | 52.50% 21 |
| I've seen them try and hide it | 15.00% 6 |
| Total Respondents: 40 | |

Q18 How many injuries have you had so far as a professional Stuntwoman?

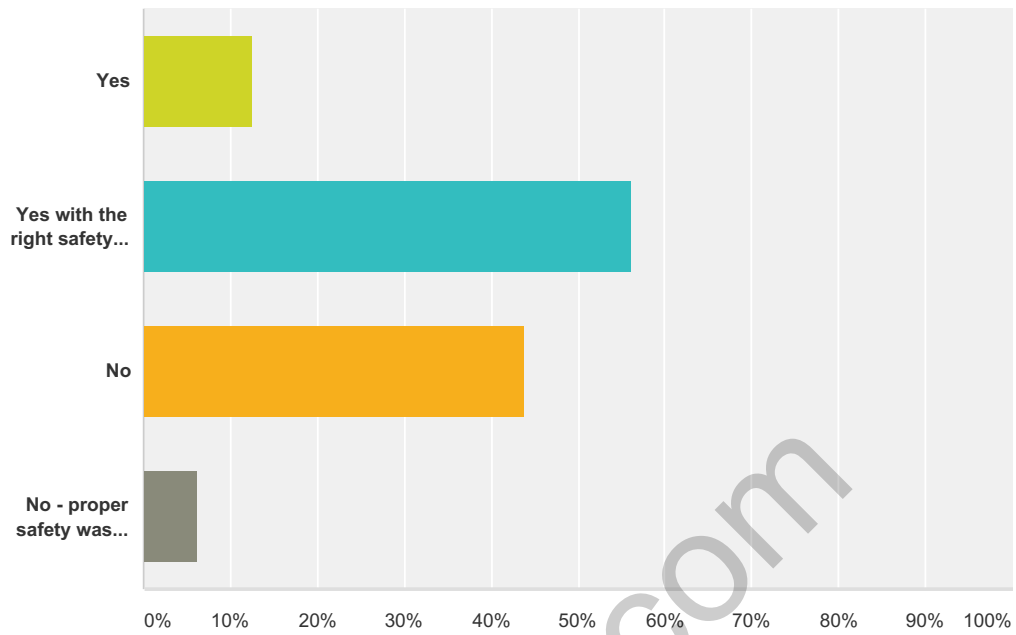
Answered: 43 Skipped: 0



| Answer Choices | Responses | |
|-------------------|-----------|-----------|
| None | 23.26% | 10 |
| One | 32.56% | 14 |
| More than three | 39.53% | 17 |
| Too many to count | 4.65% | 2 |
| Total | | 43 |

Q19 Could these injuries been avoided?

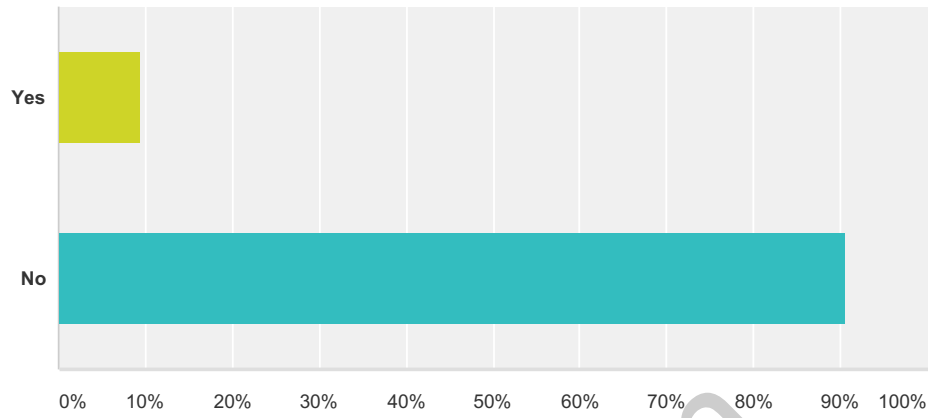
Answered: 32 Skipped: 11



| Answer Choices | Responses |
|---------------------------------------|-----------|
| Yes | 12.50% 4 |
| Yes with the right safety precautions | 56.25% 18 |
| No | 43.75% 14 |
| No - proper safety was ignored | 6.25% 2 |
| Total Respondents: 32 | |

Q20 Are you related to a Stuntman or Stunt Coordinator?

Answered: 43 Skipped: 0

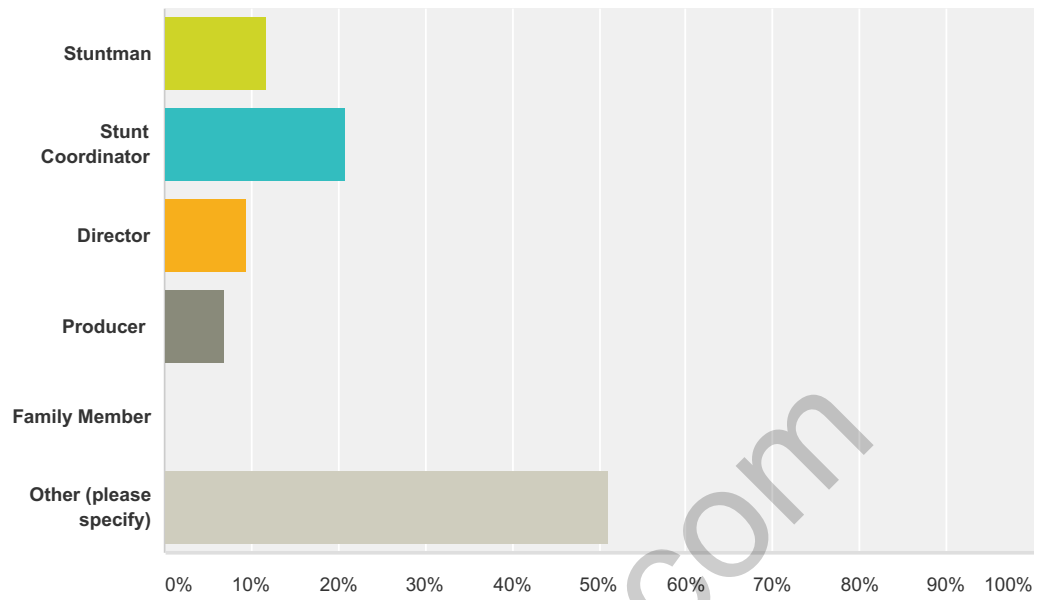


| Answer Choices | Responses |
|----------------|-----------|
| Yes | 9.30% 4 |
| No | 90.70% 39 |
| Total | 43 |

Deadline.com

Q21 How did you acquire your Sag-Aftra card?

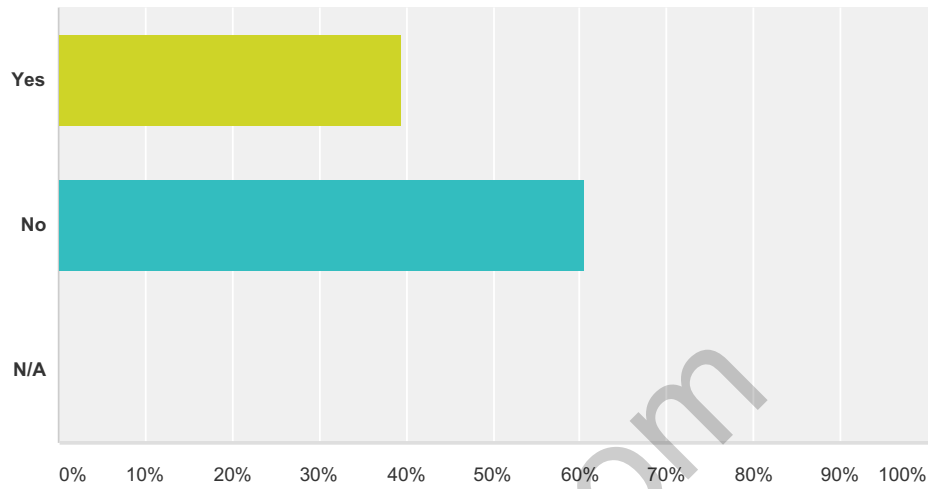
Answered: 43 Skipped: 0



| Answer Choices | Responses | Count |
|------------------------|-----------|-----------|
| Stuntman | 11.63% | 5 |
| Stunt Coordinator | 20.93% | 9 |
| Director | 9.30% | 4 |
| Producer | 6.98% | 3 |
| Family Member | 0.00% | 0 |
| Other (please specify) | 51.16% | 22 |
| Total | | 43 |

Q22 If you're an independent and do not belong to any group, do you feel you get a fair share of stuntwork?

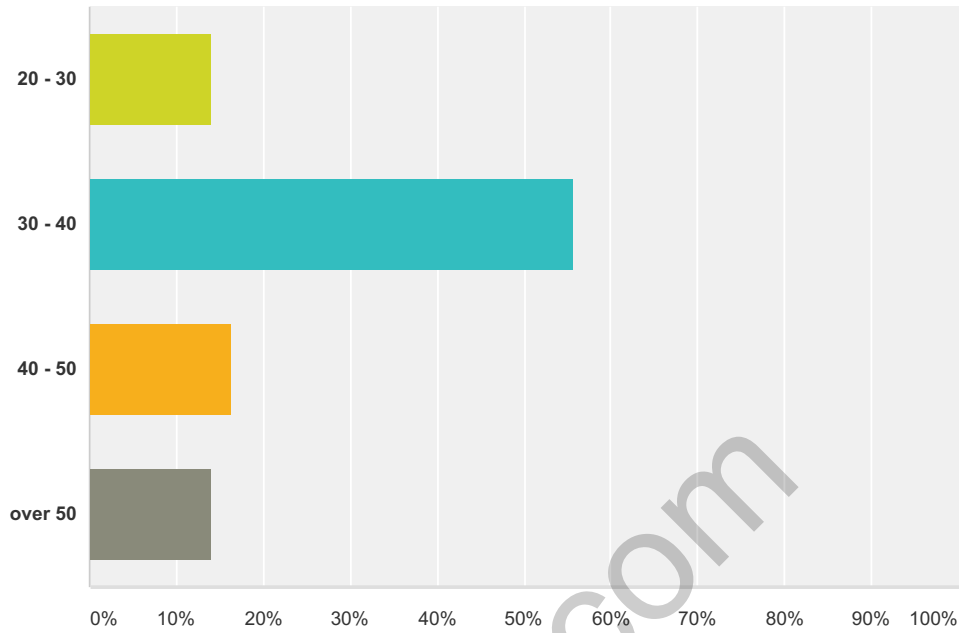
Answered: 38 Skipped: 5



| Answer Choices | Responses |
|----------------|-----------|
| Yes | 39.47% 15 |
| No | 60.53% 23 |
| N/A | 0.00% 0 |
| Total | 38 |

Q23 What is your age range?

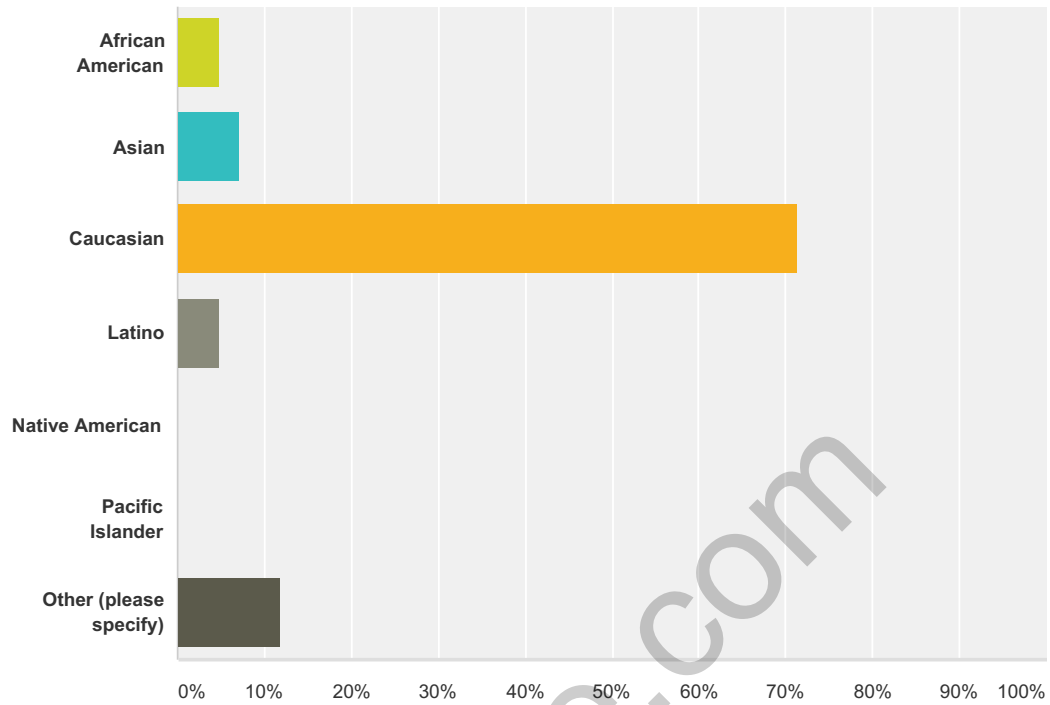
Answered: 43 Skipped: 0



| Answer Choices | Responses |
|----------------|-----------|
| 20 - 30 | 13.95% 6 |
| 30 - 40 | 55.81% 24 |
| 40 - 50 | 16.28% 7 |
| over 50 | 13.95% 6 |
| Total | 43 |

Q24 What is your ethnicity?

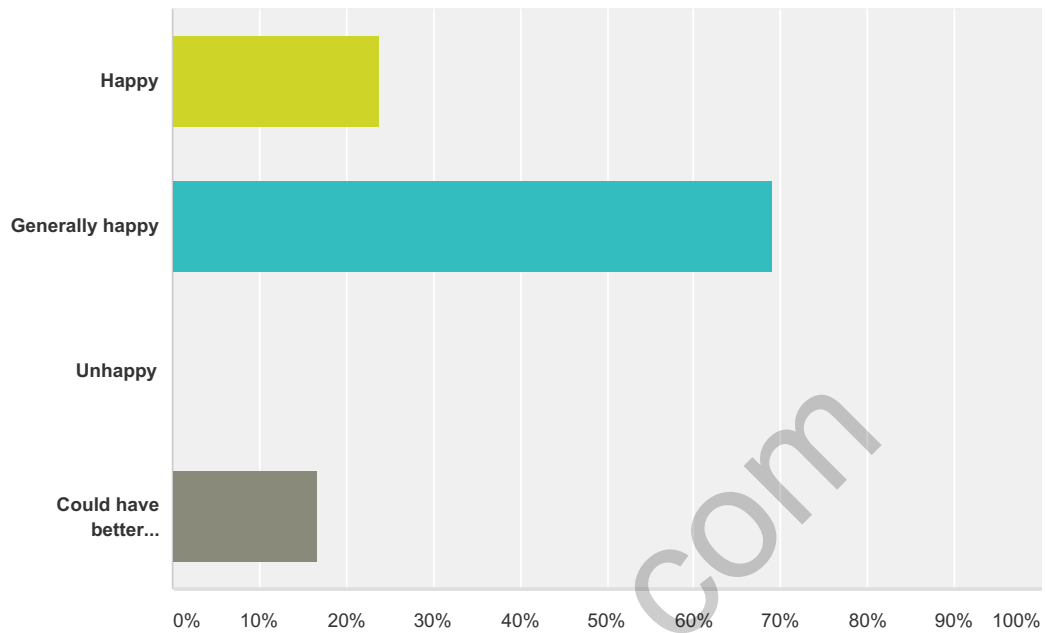
Answered: 42 Skipped: 1



| Answer Choices | Responses |
|------------------------|-----------|
| African American | 4.76% 2 |
| Asian | 7.14% 3 |
| Caucasian | 71.43% 30 |
| Latino | 4.76% 2 |
| Native American | 0.00% 0 |
| Pacific Islander | 0.00% 0 |
| Other (please specify) | 11.90% 5 |
| Total | 42 |

Q25 As a professional Stuntwoman are you happy or unhappy with your profession?

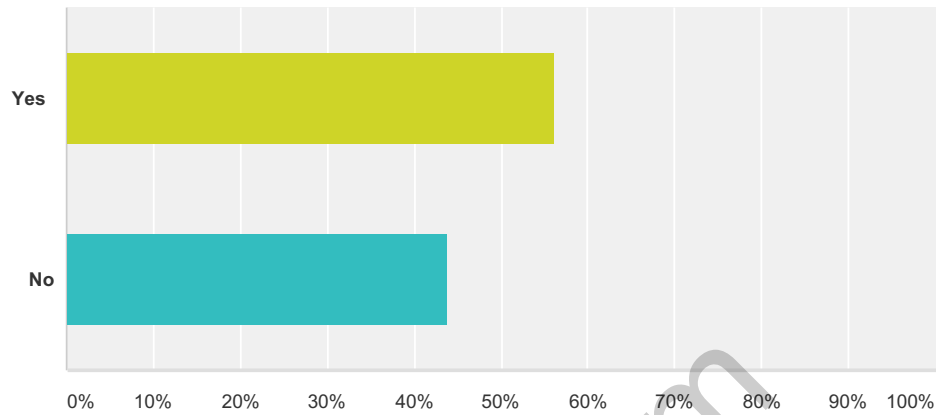
Answered: 42 Skipped: 1



| Answer Choices | Responses | Count |
|--|-----------|-------|
| Happy | 23.81% | 10 |
| Generally happy | 69.05% | 29 |
| Unhappy | 0.00% | 0 |
| Could have better treatment and better stunt adjustments | 16.67% | 7 |
| Total Respondents: 42 | | |

Q26 Do you believe you have the opportunity to advance to Stunt Coordinator and/or 2nd Unit Director?

Answered: 41 Skipped: 2

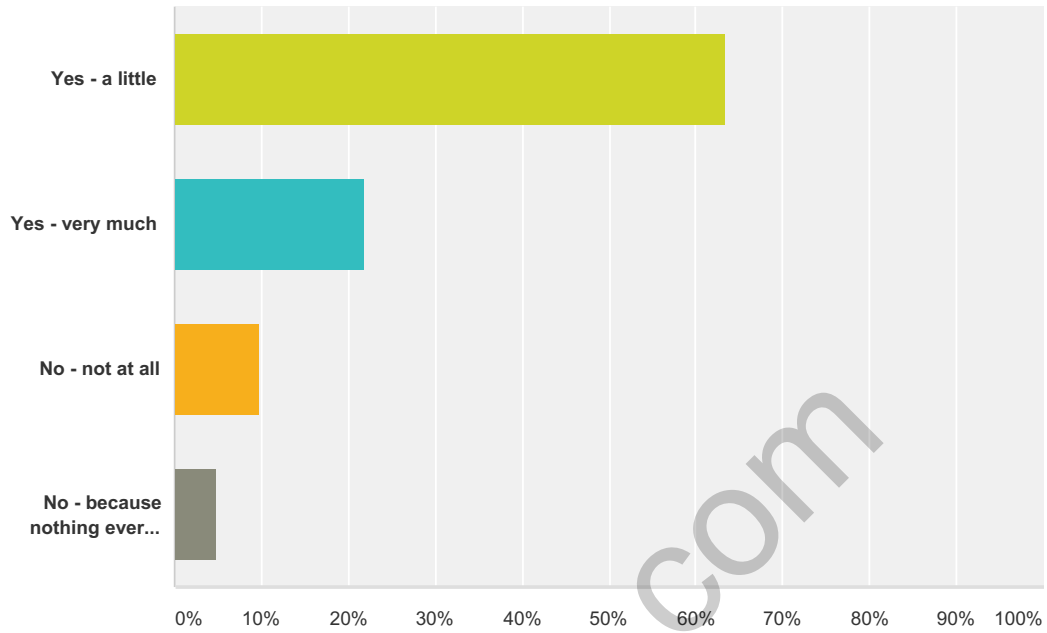


| Answer Choices | Responses | |
|----------------|-----------|-----------|
| Yes | 56.10% | 23 |
| No | 43.90% | 18 |
| Total | | 41 |

Deadline.com

Q27 Do you think this survey is a help to you as a professional Stuntwoman?

Answered: 41 Skipped: 2



| Answer Choices | Responses | Count |
|-----------------------------------|-----------|-------|
| Yes - a little | 63.41% | 26 |
| Yes - very much | 21.95% | 9 |
| No - not at all | 9.76% | 4 |
| No - because nothing ever changes | 4.88% | 2 |
| Total Respondents: 41 | | |